

Workforce Focus

From the Hamilton Training Advisory Board

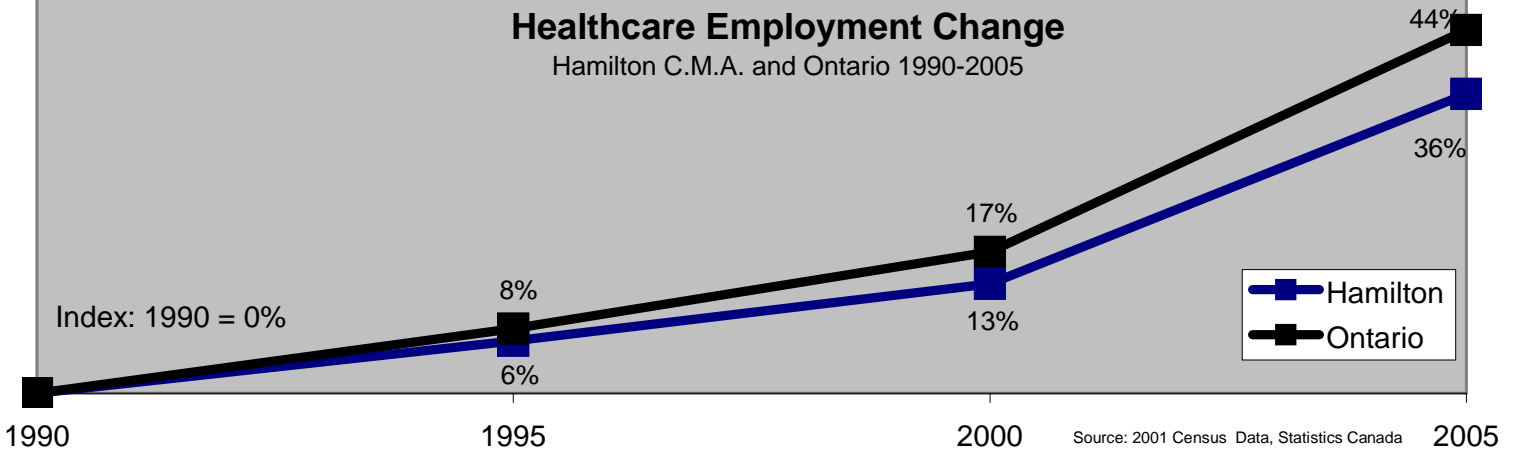
In this Issue:

Healthcare

- Industry Trends
- Workforce Profile

Healthcare Employment Change

Hamilton C.M.A. and Ontario 1990-2005



Shortages?

The high median age of nurses and physicians coupled with the high number of women in the sector accentuates the perception of a labour shortage, as women and older employees work fewer hours than males under 55. Policies to reduce procedures and bed counts lengthen waiting lists and also add to this perception.

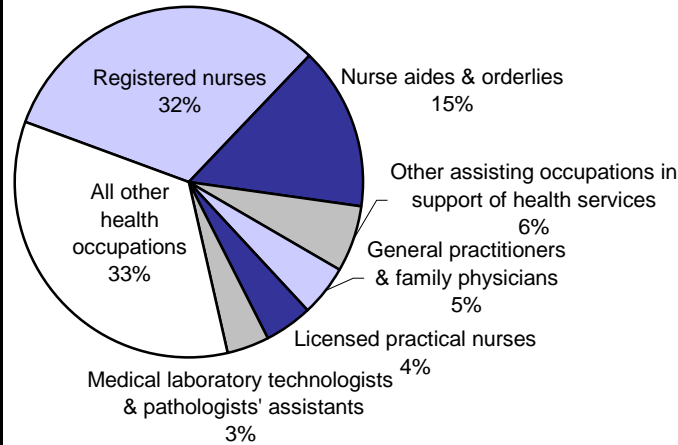
However, falling enrollments in nursing and medicine combined with the aging of the workforce validate the anticipation of a future shortage.

Source: Galarneau, 2003

Healthcare Composition

Hamilton 2001

Source: 2001 Census Data, Statistics Canada



Immigration

Recruitment of foreign workers is often mentioned as a solution to labour shortages. However the proportion of recent immigrants in healthcare has changed little in the last 15 years.

Recognition of credentials continues to be a barrier to employment.

Source: Galarneau, 2003

Healthcare Snapshot

Hamilton, 2001

Source: 2001 Census Data, Statistics Canada

	Employment	Median age	% of workers retiring before 2011	Annual median income	Income as % of Ontario average
Nurse Supervisors & Registered Nurses	5165	43.2	21%	\$52,153	104%
Assisting Occ's in Support of Health Services	3515	37.8	15%	\$28,934	102%
Medical Technologists & Technicians (Ex. Dental)	1685	39.5	13%	\$47,586	111%
Physicians, Dentists & Veterinarians	1635	44.0	10%	\$108,948	104%
Other Technical Occ's in Health Care (Ex. Dental)	1105	39.7	13%	\$39,033	103%
Therapy & Assessment Professionals	780	39.3	12%	\$50,101	100%
Pharmacists, Dietitians & Nutritionists	520	39.7	6%	\$47,478	107%
Technical Occ's in Dental Health Care	425	36.2	2%	\$62,606	108%
Optometrists & Chiropractors	260	39.2	0%	\$44,896	83%
All Healthcare	15085	40.8	15%	\$44,007	101%

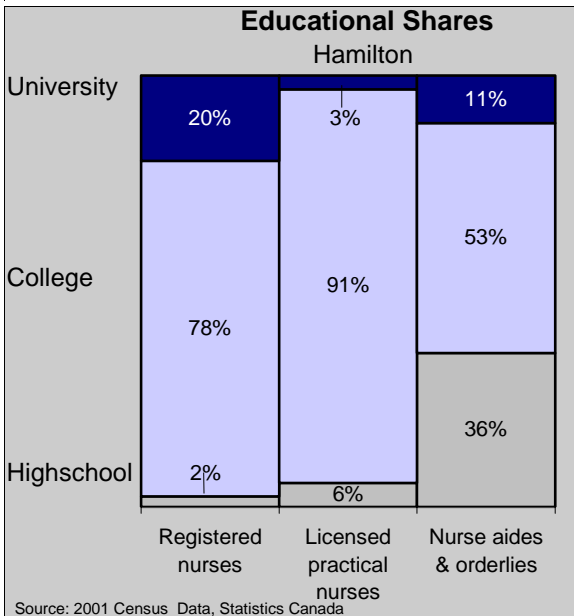


For more information please contact The Hamilton Training Advisory Board at: Hamilton City Centre 77 James St. North, Unit 117, Hamilton ON. L8R 2K3 (905) 521-5777 info@htab.ca

Workforce Focus is an original publication of the Elgin, Middlesex, Oxford Local Training Board

Created by : Dane Rice

Nursing

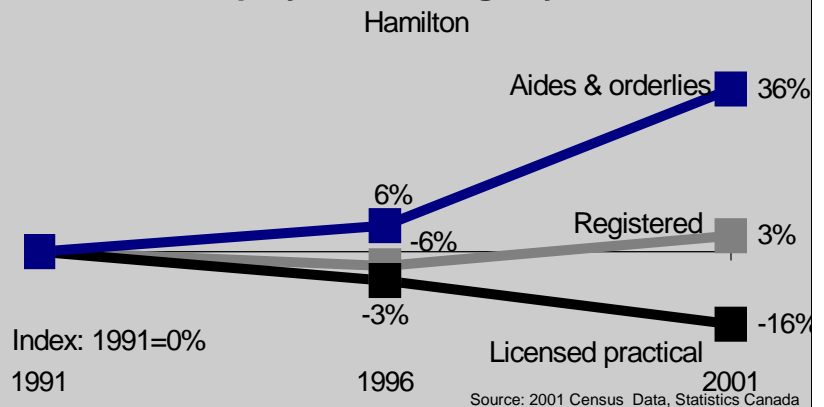


Stagnant employment

Nursing employment has grown slower than the local and provincial economy. This is a consequence of low hiring rates in the early 1990s and falling enrollment in nursing programs.

Source: Galarnau, 2003

Employment Change by Field



Education

In the past registered nurses required a 3 year nursing diploma or a four year bachelors degree. Most provinces have now changed the entry requirement to a four year bachelors degree. As a result the share of this regions registered nurses with degrees rose from 16 to 20% from 1996-2001.

Source: Pyper, 2004

Changing composition

Traditionally registered and licensed practical nurses have been the primary providers of patient care. However, one method of controlling costs since the 1980s seems to have been an increase in the patient-care role of unregulated nurse aides and orderlies.

Source: Pyper, 2004

Medicine

Recruitment Strategy

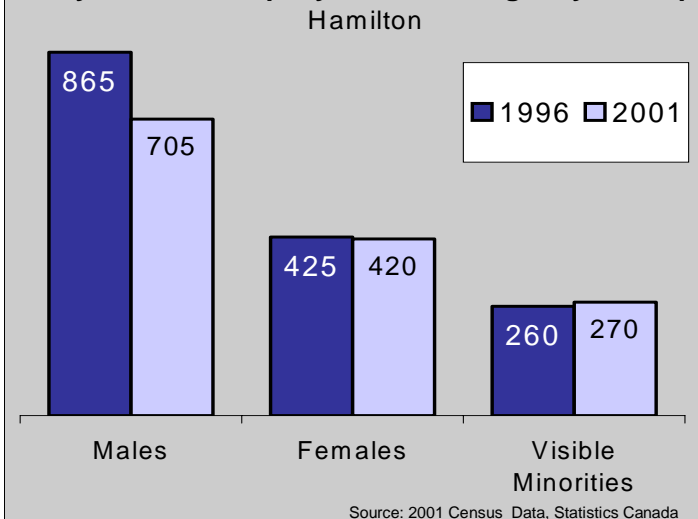
The Ontario Medical Association and the Professional Association of Interns and Residents of Ontario are lobbying the provincial government to defer interest on student loans until after residency is completed. By reducing the financial burden, best suited rather than best compensated career paths would gain interest.

Education

In 1992, 80% of medical students opted for family medicine, compared to 45% in 2000. This change in supply has been met by an opposite demand as local sector specialists fell in employment.

Source: Pyper, 2004

Physicians Employment Change by Group

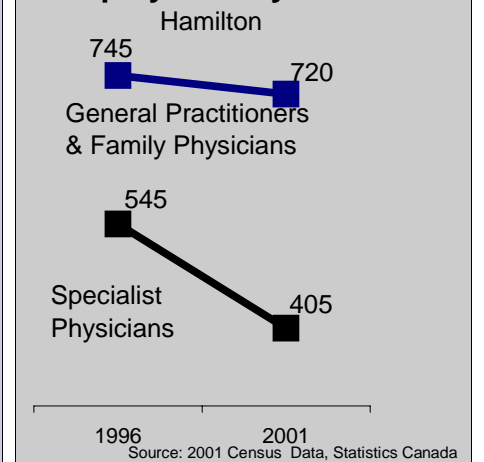


Trends

- Physicians have the highest average age among healthcare professionals as they generally retire late.
- Enrollment in faculties of medicine has been falling.
- Years of post doctoral study have been increasing.

Source: Galarnau, 2003

Employment by Field



Canada

SEE MORE LABOUR MARKET INFORMATION
ON THE WEB AT WWW.HTAB.CA

Ontario

THE VIEWS EXPRESSED IN THIS DOCUMENT DO NOT NECESSARILY REFLECT THOSE OF THE GOVERNMENT OF CANADA OR THE GOVERNMENT OF ONTARIO.