

Workforce Focus

From the Hamilton Training Advisory Board

In this Issue:

Agriculture

- Industry Trends
- Workforce Profile

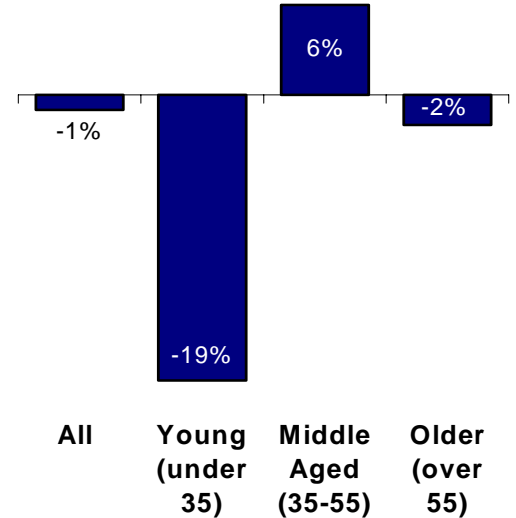
Reasons for a declining number of farmers:

- Farms consolidating and mechanizing.
- Strong demand in other industries where farmers can apply their skills.
- Fewer spouses combining their farming efforts.
- Lack of farm profit growth while operating expenses continue to rise.
- Farmers operating their farm as a second job.

Source: Bowlby, Statistics Canada, 2002.

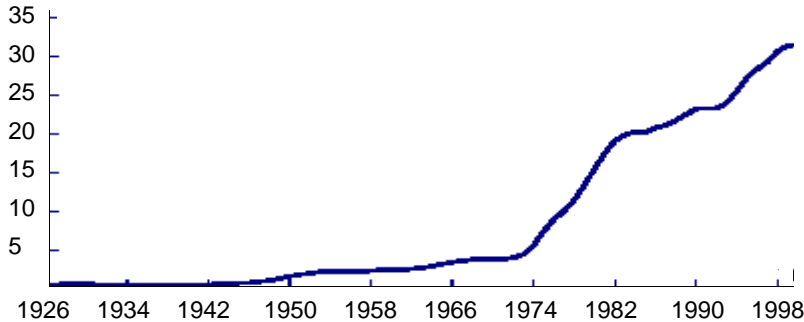
Young farmers dropping fastest

Farming employment change by age group 1996-2001 South Western Ontario



Source: 2001 Census Data, Statistics Canada

Value of Canadian farm machinery and equipment (\$ `000,000)

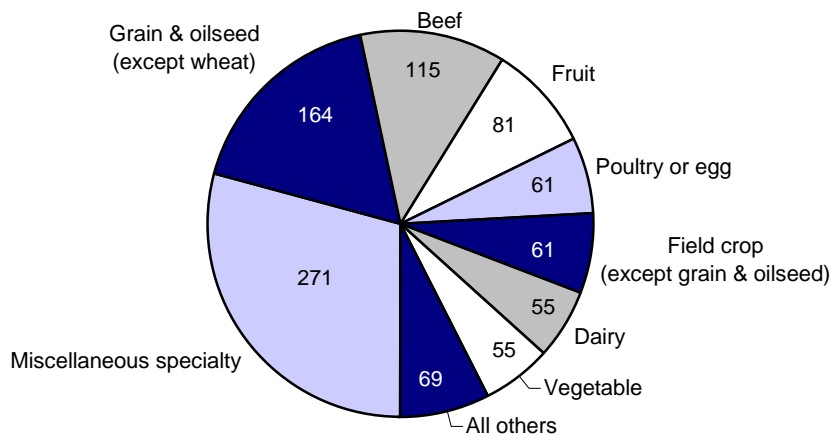


Farmers mechanized in the years leading up to accelerated drops in main-job farm employment.

Source: Bowlby, Statistics Canada, 2002.

Agriculture Composition

Farms by type, Hamilton region, 2001



Computers on the farm

Use on the rise

The share of farms using a computer to help manage the farm has doubled every five years since 1991, now standing at almost 40%.

Most common users

Farm operations where a computer is used in its management tend to be larger farms, have younger operators who are female, their operators work off the farm, are part tenant/part owner operators and produce certified organic products.

Computer applications used on farms

- Accounting (31% of farms)
- Internet (28%)
- Word processing (25%)
- E-mail (25%)
- Livestock and/or record keeping (16%)

Source: Sabuhoro and Wunsch, Statistics Canada, 2003.

Growth at the top

In terms of farm numbers, only farms with receipts of over \$250,000 were more numerous in 2001 than in 1996. However, these accounted for only 14% of all Canadian farms.

Source: Farming Facts, Statistics Canada, 2003.

Lagging incomes

Farmers average total income from all sources is between 60% and 80% of that of all tax-filers.

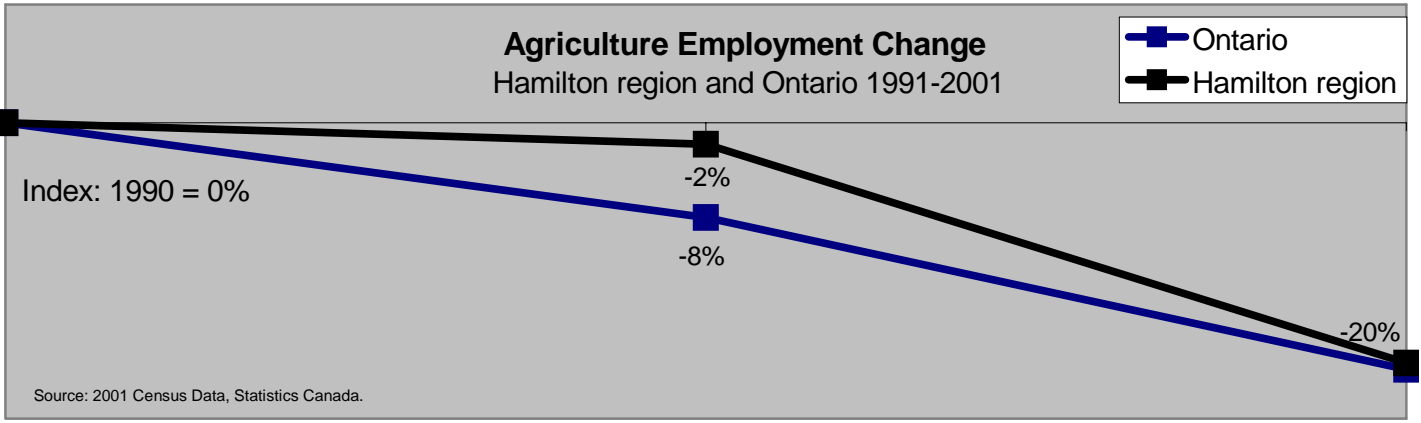
Source: Farming Facts, Statistics Canada, 2003.



For more information please contact The Hamilton Training Advisory Board at: Hamilton City Centre 77 James St. North, Unit 117, Hamilton ON. L8R 2K3 (905) 521-5777 info@htab.ca

Workforce Focus is an original publication of the Elgin, Middlesex, Oxford Local Training Board

Created by : Dane Rice



1991

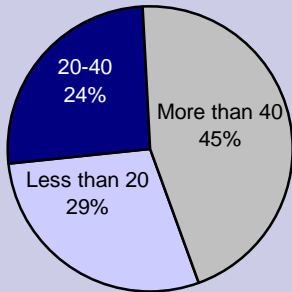
1996

2001

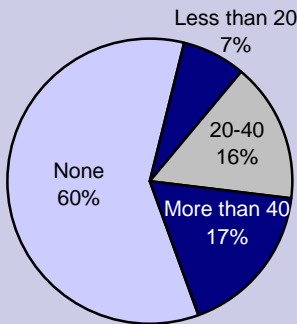
Local decline in agriculture employment has followed a similar pattern to that of the rest of the province.

On and off farm hours Hamilton region, 2001

On Farm:
Local farmers by hours spent farming per week.



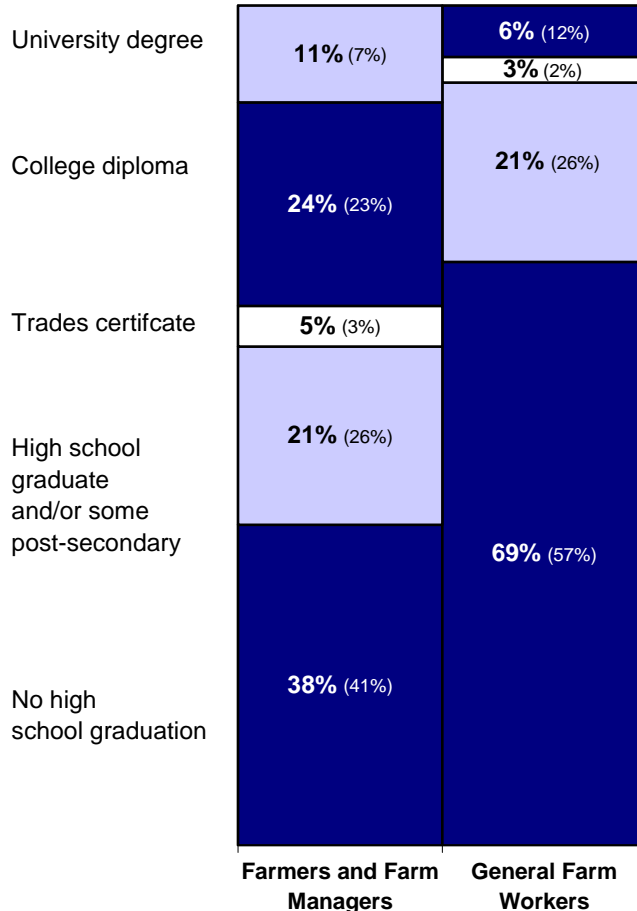
Off Farm:
Local farmers by hours spent working outside of



Source: 2001 Census of Agriculture, Statistics Canada.

Agriculture Educational Attainments

Hamilton region 2001
(Ontario figure in brackets) 0% (3%)

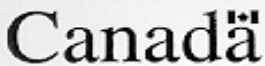


Source: 2001 Census Data, Statistics Canada.

Organics

- Rising demand**
 Supermarkets are setting aside larger portions of their produce sections for organics and natural food stores are rapidly expanding, despite a very small Canadian organic industry.
- Good returns**
 Organic yields are generally inferior to those grown with mainstream production methods, yet consumer demand provides a price premium. The result is a larger gross return on about half the organically grown crops in Canada.
- Computer use**
 As high standards for land management, environment sustainability and food quality are required to be a certified organic producer, these farmers are often more likely to adopt the use of a computer.

Source: Sabuhoro and Wunsch, Statistics Canada, 2003.



SEE MORE LABOUR MARKET INFORMATION
ON THE WEB AT WWW.HTAB.CA



THE VIEWS EXPRESSED IN THIS DOCUMENT DO NOT NECESSARILY REFLECT THOSE OF THE GOVERNMENT OF CANADA OR THE GOVERNMENT OF ONTARIO.